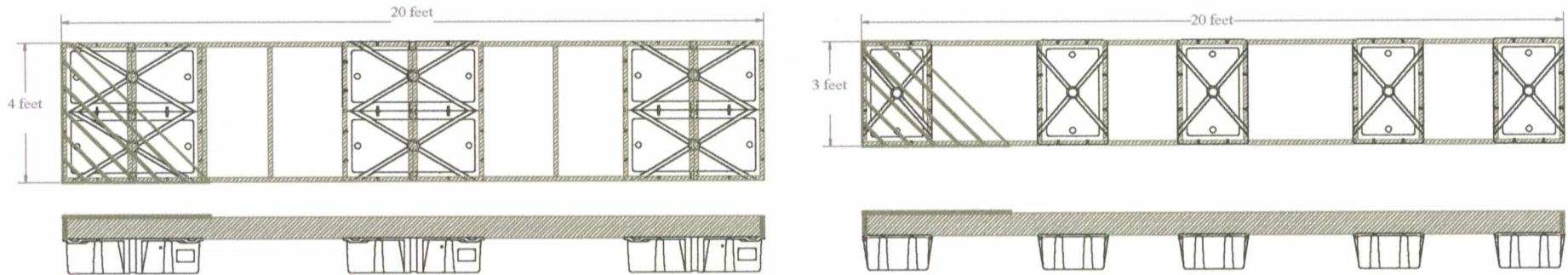
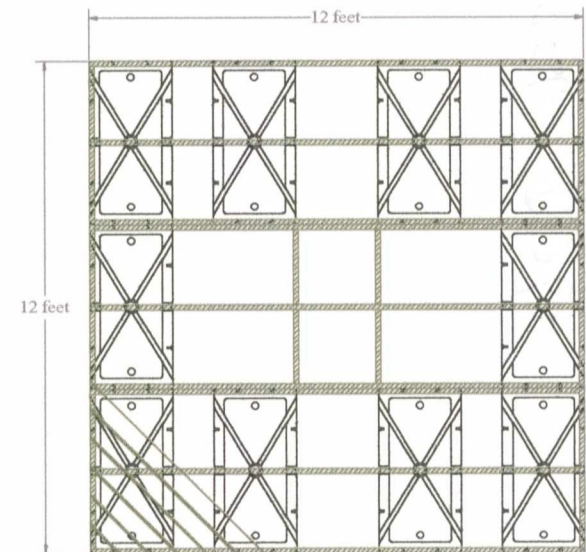
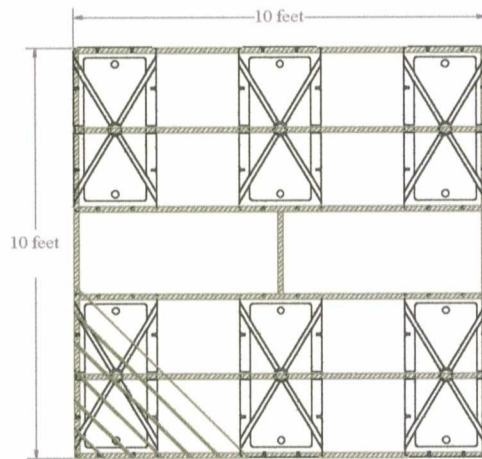
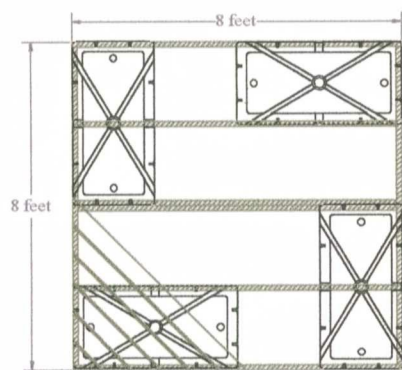


TAYLOR MADE PRODUCTS



Suggested Dock Float Placements



MINIMUM RECOMMENDED MOUNTING HARDWARE:

3/8" X 3" lg. LAG SCREW

3/8" WASHER & 5/8" WASHER

American National Standard Type A Plain Washers
(Series W)

Use galvanized hardware for longer life or salt water applications.



TAYLOR MADE PRODUCTS disclaims all responsibility for the completeness, functionality, or accuracy of the information on the general prints. These prints are provided by TAYLOR MADE PRODUCTS as a gratuitous service at the request of users of TAYLOR MADE PRODUCTS dock floats. TAYLOR MADE PRODUCTS assumes no liability to any user of said prints or any other party. All dimensions are approximate.