






F-4 TASK LIGHT - TOUCHLED

PRODUCT SPECIFICATIONS

Operating voltage:	10-30VDC Integrated voltage regulation +/- 20%
Luminous flux:	approx. 80 lumen
Light intensity:	approx. 95 candela/ 105 Lux centric in the distance of one meter
Aperature angle:	44°
Electrical safety:	Polarity reversal and overvoltage protection
Temperature sphere:	-25°C to +70°C / -13°F to 158°F
Lifespan:	light intensity (50%) after approx. 20.000 hours. Linear degrading with 0,0023% per hour on operation
Power consumption:	OFF state (red LED in stand-by mode) 0,01A Nightlight mode (red LED is full on) 0,02A ON state (All LEDs are on) 0,15A
Approvals & Classifications:	  

GENERAL

The F-4 series is a new generation LED task light that is the result of combining high-tech components with high-tech functionality. The F-4 incorporates a cutting-edge microcontroller with the latest highpower Light-Emitting-Diodes (LEDs). Use of LEDs results in miniscule power consumption, low operating temperature, vibration resistance, and extremely long life. The high tech microcontroller allows the end-user to take complete control of his/her lighting with a simple touch of one's finger.

The F-4 Task Light microcontroller performs **three main functions:**

1. Main light illumination with the power of 15 white LEDs and one red LED
2. Nightlight function from the red LED situated in the center of the board
3. ON/OFF switching, or mode change, by the red LED in the middle

When the light is first connected to its power supply, a self-test is performed by the integrated microcontroller. It is checking for proper voltage and automatically switches the LEDs into the required operating state: day mode or night mode. This process initiates with a brief flashing of the center red LED. **Warning!** Do not cover the red LED during this sel-test process as it could result in an incoorect operating state. Resetting may be accomplished by switching off the power supply.

The center red LED performs the ON/OFF switching and serves as the nightlight function as well. The nightlight function is activated automatically when it becomes dark. It will transform from its dim stand-by mode to a full-on red light mode which is bright enough for chart reading in the dark. By quickly touching the center red LED you can switch ON/OFF the 15 white LEDs. Nitghtlight function automatically deactivates when room becomes bright.

The red nightlight function can be deactivated if it is not desired. This is acheived by one long touch (min. 3 seconds) to the center red LED. In this case, the center-red LED will remain in its stand-by mode, giving off a very subtle glow; just enough to allow one to locate the touch spot should it be necessary to turn on the light in the dark. Any change in operation mode is initiated by a brief quick flashing of the center red LED.

IMTRA Corp.
30 Samuel Barnet Blvd
New Bedford, MA 02745
Ph: (508)995-7000
Fax: (508)998-5359
Email: lighting@imtra.com
WEB: www.imtra.com

