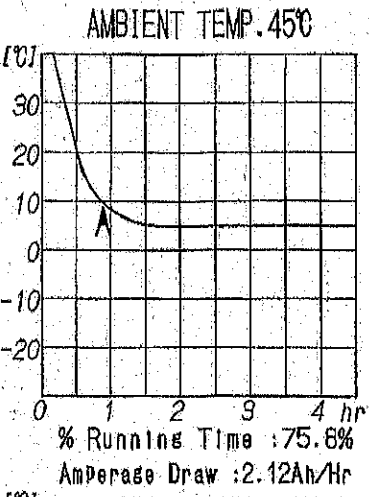
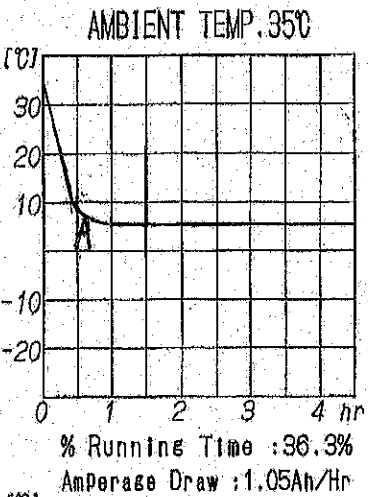
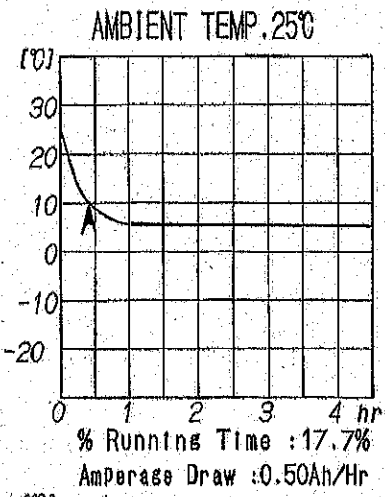
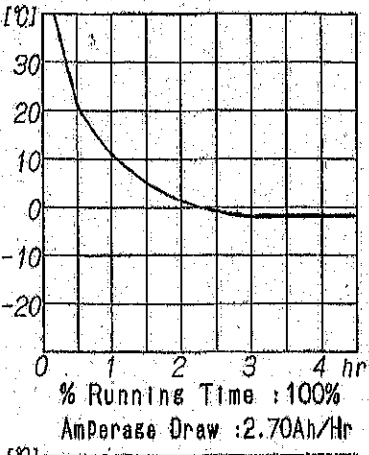
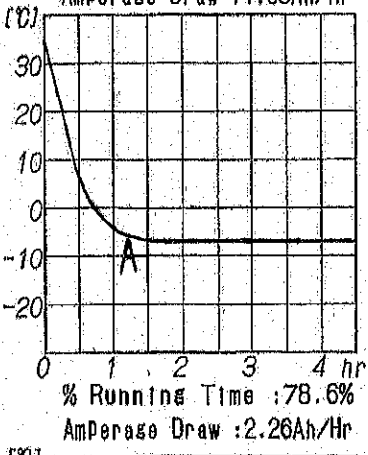
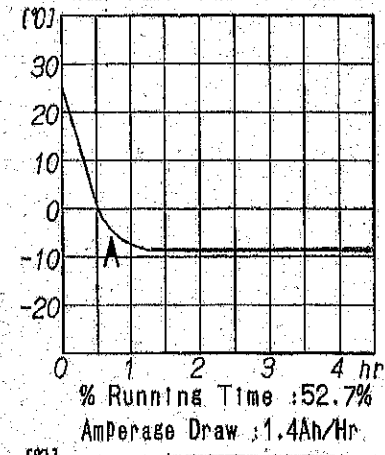


MODEL: **MT17F** (For reference)  
**INPUT DC12.8V. NO LOAD**

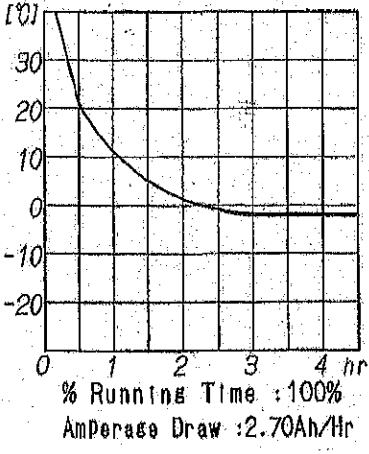
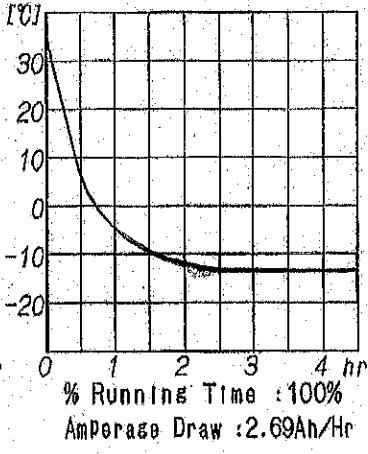
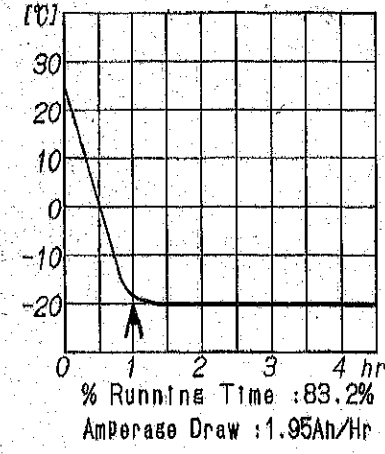
CONTROL POSITION: 1  
 AVG. CABINET AIR TEMP. °C



CONTROL POSITION: 3  
 AVG. CABINET AIR TEMP. °C



CONTROL POSITION: 5  
 AVG. CABINET AIR TEMP. °C



Note: 'A' mark shows beginning of thermostat cycling.  
 THERMOSTAT OPERATING TEMPERATURE:

CONTROL POSITION	1	3	5
CUT-IN (°C)	(9)	(-8)	-20.5±1.5
CUT-OUT (°C)	(6)	(-11)	-23.5±1.5

DRAWN BY  
 T. MURAYASHI 07 06 06  
 DESIGN BY  
 CHECKED BY  
 APPROVED BY

NO. \_\_\_\_\_ REVISIONS \_\_\_\_\_ DATE NOTICE NO. \_\_\_\_\_ BY \_\_\_\_\_

**ENGEL**  
 SAWAFUJI  
 ELECTRIC CO. LTD