

MODEL: **SR48F-U1**

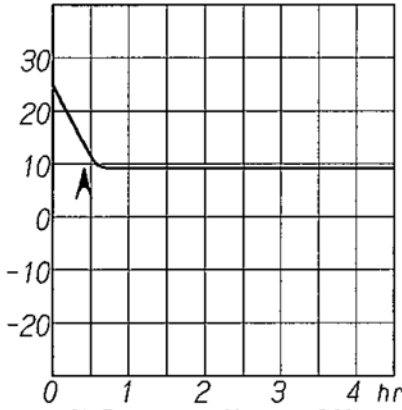
INPUT DC12.8V. NO LOAD

AMBIENT TEMP. 25°C

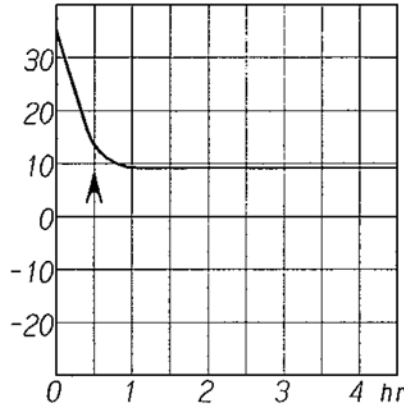
AMBIENT TEMP. 35°C

AMBIENT TEMP. 45°C

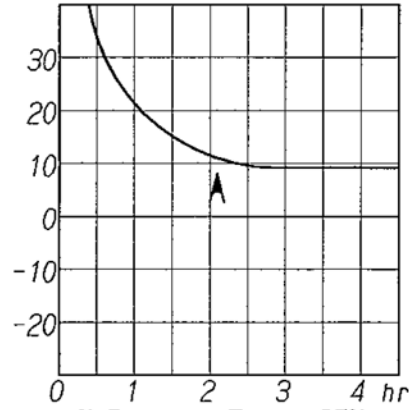
CONTROL POSITION: 1  
AVG. CABINET AIR TEMP. °C



% Running Time : 20%  
Amperage Draw : 0.5Ah/Hr

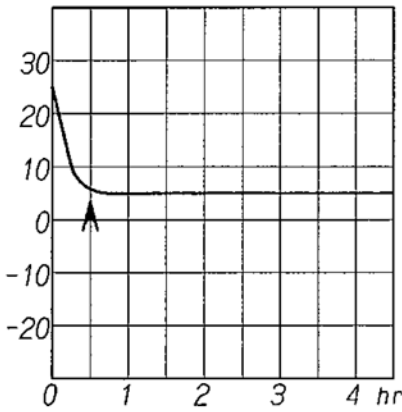


% Running Time : 35%  
Amperage Draw : 1.1Ah/Hr

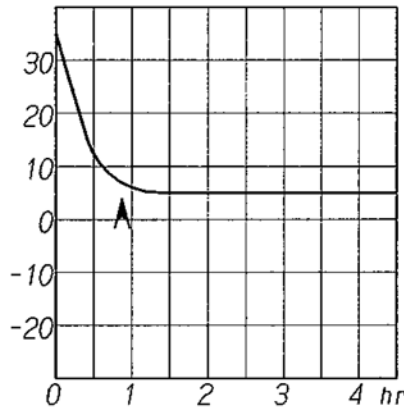


% Running Time : 95%  
Amperage Draw : 2.9Ah/Hr

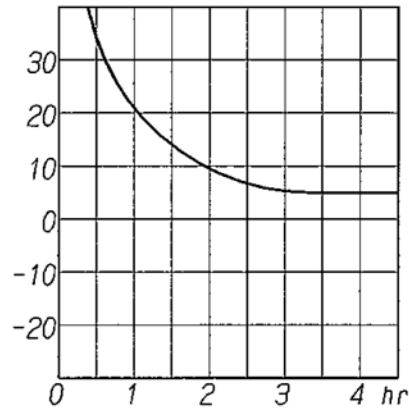
CONTROL POSITION: 3  
AVG. CABINET AIR TEMP. °C



% Running Time : 35%  
Amperage Draw : 0.9Ah/Hr

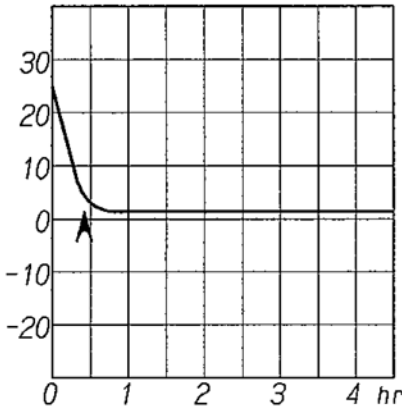


% Running Time : 60%  
Amperage Draw : 1.8Ah/Hr

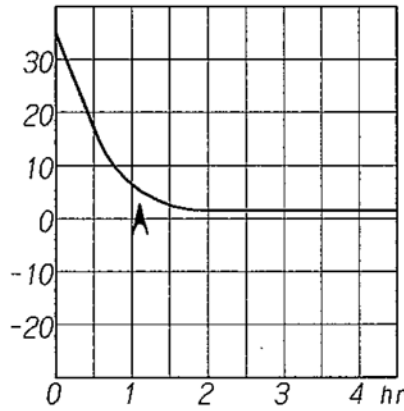


% Running Time : 100%  
Amperage Draw : 3.0Ah/Hr

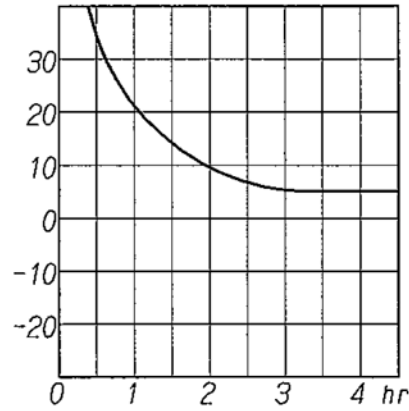
CONTROL POSITION: 5  
AVG. CABINET AIR TEMP. °C



% Running Time : 45%  
Amperage Draw : 1.1Ah/Hr



% Running Time : 90%  
Amperage Draw : 2.7Ah/Hr



% Running Time : 100%  
Amperage Draw : 3.0Ah/Hr

Note: 'A' mark shows beginning of thermostat cycling.  
THERMOSTAT OPERATING TEMPERATURE:

CONTROL POSITION	1	3	5
CUT-IN °C	(1.5)	-4.5±1.5	(-11)
CUT-OUT °C	(-7.5)	-13.5±1.5	(-20)

DRAWN BY	△				
DESIGND BY	△				
D. MOTEGI 02.03.05	NO.	REVISION	DATE	NOTICE NO.	BY
CHECKED BY	<b>ENGEL</b> SAWAFUJI ELECTRIC CO. LTD				
APPROVED BY					
N. KAWAKAMI 02.03.05					