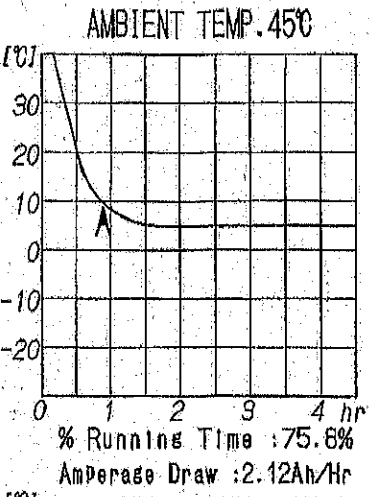
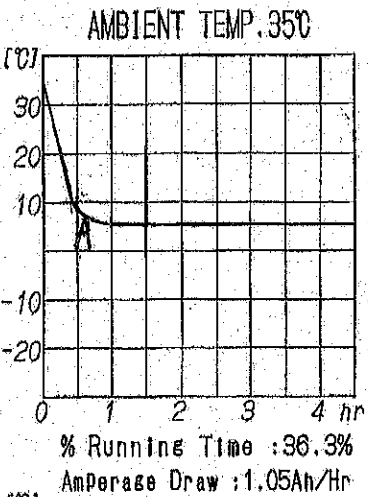
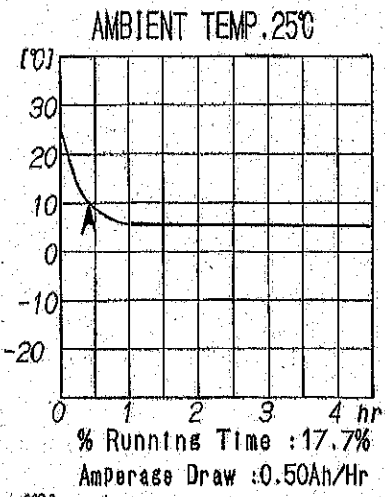
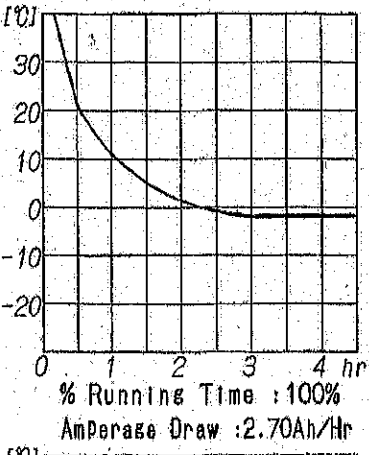
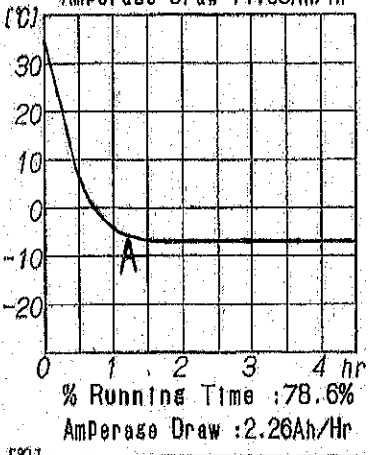
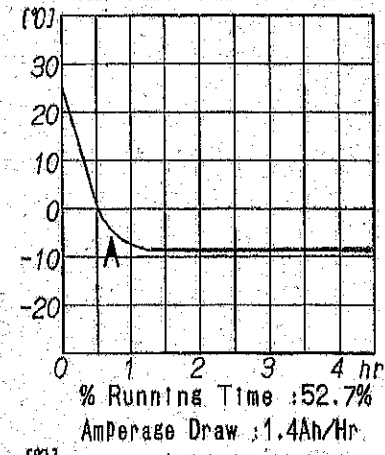


MODEL: **MT17F** (For reference)
INPUT DC12.8V. NO LOAD

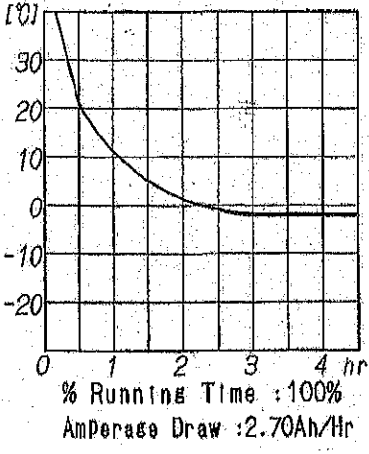
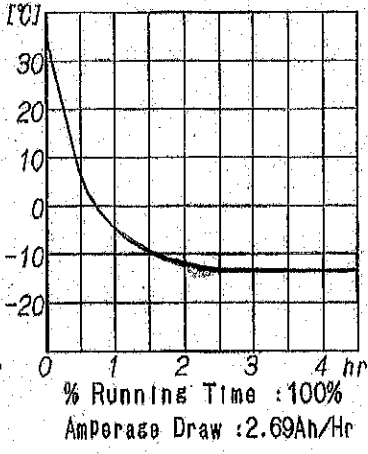
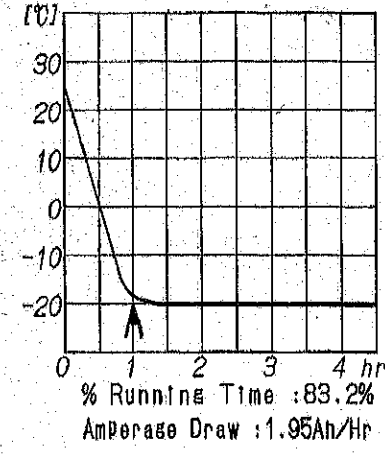
CONTROL POSITION: 1
 AVG. CABINET AIR TEMP. °C



CONTROL POSITION: 3
 AVG. CABINET AIR TEMP. °C



CONTROL POSITION: 5
 AVG. CABINET AIR TEMP. °C



Note: 'A' mark shows beginning of thermostat cycling.
 THERMOSTAT OPERATING TEMPERATURE:

CONTROL POSITION	1	3	5
CUT-IN [°C]	(9)	(-8)	-20.5±1.5
CUT-OUT [°C]	(6)	(-11)	-23.5±1.5

DRAWN BY
 T. MURAYASHI 07 06 06
 DESIGN BY
 CHECKED BY
 APPROVED BY

△
 △

NO. REVISIONS DATE NOTICE NO. BY

ENGEL
 SAWAFUJI
 ELECTRIC CO. LTD