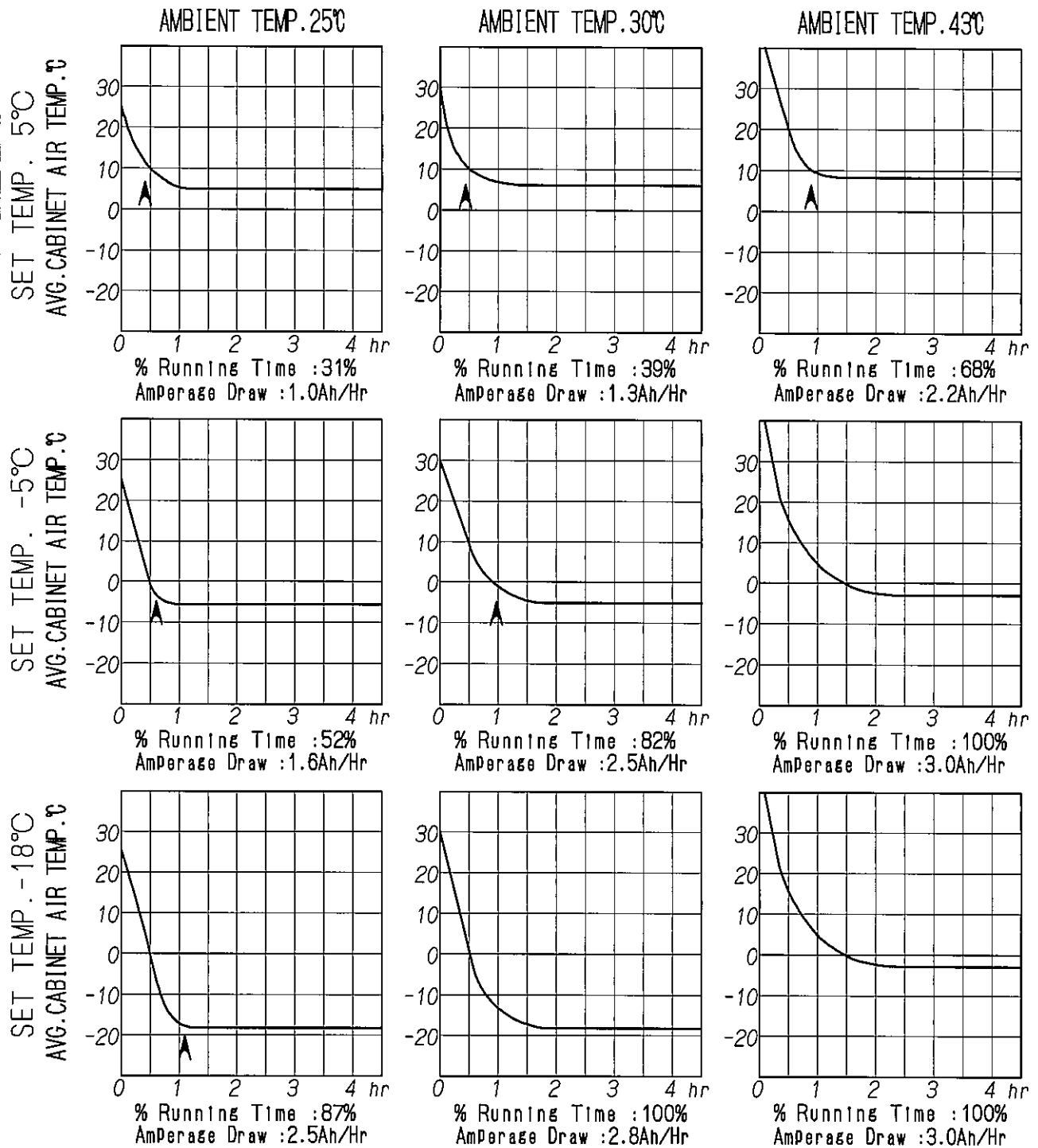


MODEL: **MHD13F-DM**  
 INPUT DC12.8V. NO LOAD



Note: ▲ mark shows beginning of thermostat cycling.  
 THERMOSTAT OPERATING TEMPERATURE:

SET TEMPERATURE	5°C	-5°C	-18°C
CUT-IN °C	(7)	(-3)	(-16)
CUT-OUT °C	(4)	(-7)	(-20)

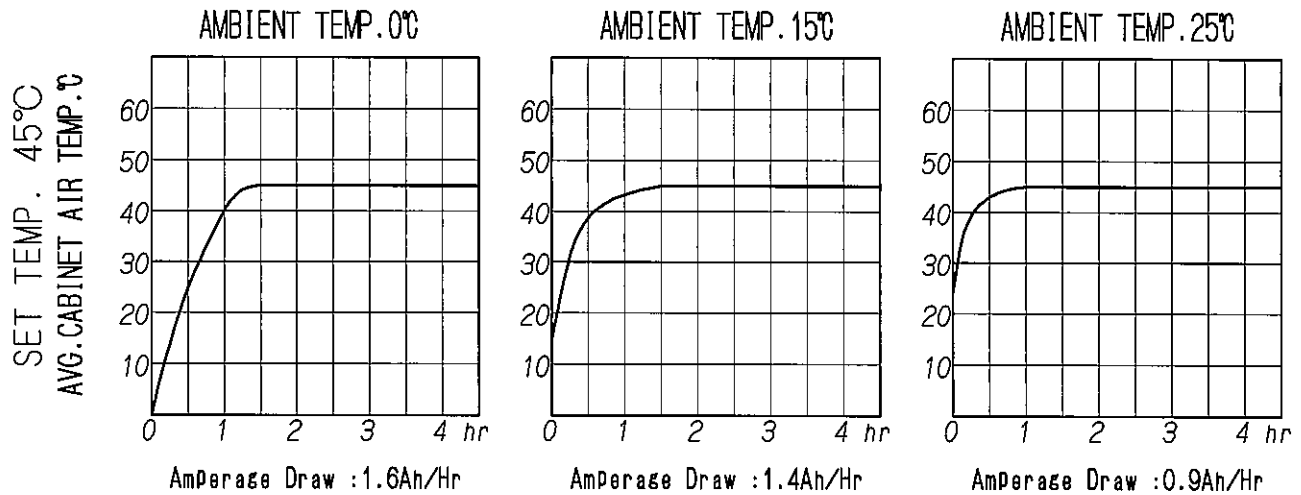
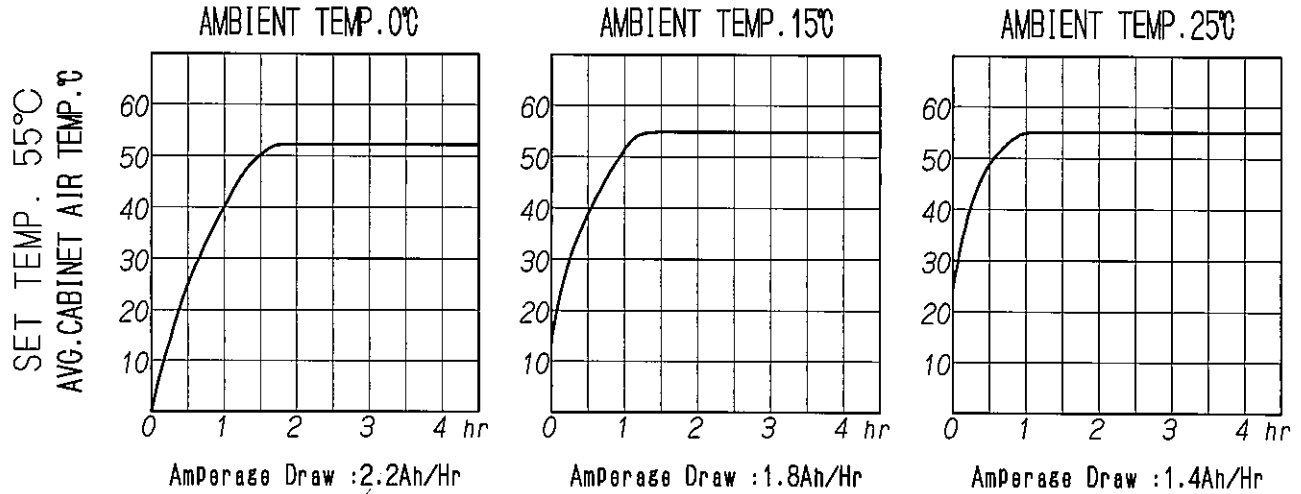


DRAWN BY  
 T. SUZUKI 10.12.24  
 DESIGN BY  
 CHECKED BY  
 M. YOSHINO 10.12.24  
 APPROVED BY

NO. \_\_\_\_\_ REVISION \_\_\_\_\_ DATE \_\_\_\_\_ NOTICE NO. \_\_\_\_\_ BY \_\_\_\_\_

**ENGEL**  
 SAWAFUJI

MODEL: **MHD13F-DM**  
 INPUT DC12.8V. NO LOAD



THERMOSTAT OPERATING TEMPERATURE:

SET TEMPERATURE	45°C	55°C
CUT-IN °C	(43)	(50)
CUT-OUT °C	(47)	(60)



DRAWN BY  
 T. SUZUKI 10.12.24  
 DESIGN BY  
 CHECKED BY  
 M. YOSHINO 10.12.24  
 APPROVED BY

NO.      REVISION      DATE      NOTICE NO.      BY

**ENGEL**  
 SAWAFUJI